

UZV80-12

Awaiting Image

Physical Specification

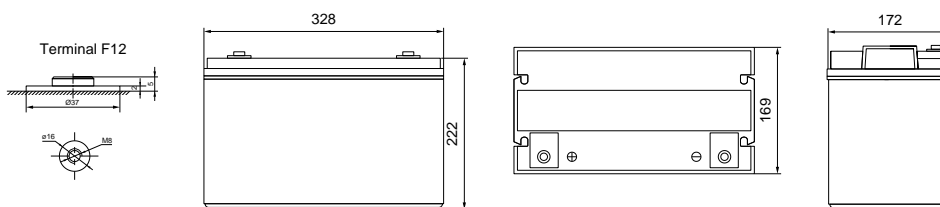
Part Number	UZV80-12
Length	328 ± 2 mm
Width	172 ± 2 mm
Container Height	222 ± 2 mm
Total Height (with terminal)	222 ± 2 mm
Approx Weight	31.8 kg

Specifications

	Nominal Voltage	12V
	Nominal Capacity (10HR)	80AH
Terminal Type	Standard Terminal	F12
Container Material	Standard Option	ABS
Rated Capacity	10 hr (1.80V/cell, 20°C)	80AH
Max Discharge Current	800A (5s)	
Internal Resistance	Approx 8.4mΩ	
Discharge Characteristics	Operating Temp. Range	Discharge: -40 ~ 70°C Charge: 0 ~ 50°C Storage: -20 ~ 60°C
	Charging	Floating charging voltage: 13.6 to 13.8VDC/unit Average at 25°C at 20°C Temp. Maximum Charging Current: 16A at 20°C Temp.
	Capacity affected by Temperature	40°C 103% 25°C 100% 0°C 86%
Design Floating Life at 20°C	15+ Years	
Self Discharge	Ultracell UZV batteries may be stored for up to 6 months at 25°C and then a refresh charge is required. For higher temperatures the time interval will be shorter.	

Dimensions

Terminal



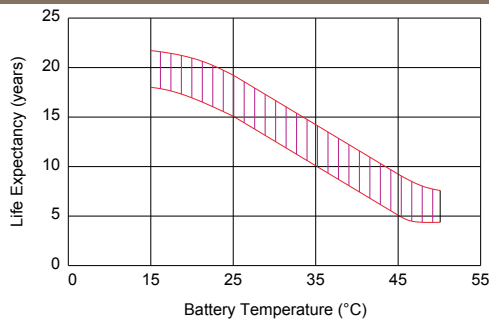
Constant Current Discharge Characteristics: A (25°C)

F.V/ Time	30min	1h	2h	3h	4h	5h	6h	8h	10h	20h
11.4	39.36	31.20	22.00	16.68	13.68	11.82	10.64	8.303	7.120	3.738
11.2	44.00	34.40	23.60	17.69	14.44	12.44	11.28	8.691	7.440	3.906
11.0	50.40	38.40	25.60	18.86	15.20	12.97	11.68	9.079	7.760	4.074
10.8	56.00	41.60	26.56	19.40	15.50	13.28	12.00	9.312	8.000	4.200
10.5	62.40	44.56	27.76	20.18	15.76	13.60	12.24	9.467	8.160	4.284
10.2	68.80	46.00	28.56	20.56	16.04	13.76	12.40	9.545	8.240	4.326
9.90	70.96	48.88	29.52	21.12	16.26	13.92	12.56	9.622	8.320	4.368
9.60	74.00	50.56	30.64	22.00	16.72	14.16	12.72	9.700	8.400	4.410

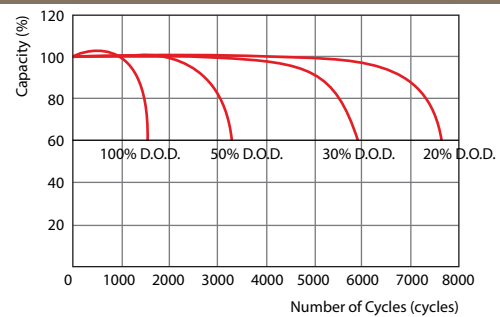
Constant Power Discharge Characteristics: W (25°C)

F.V/ Time	30min	1h	2h	3h	4h	5h	6h	8h	10h	20h
11.4	452.0	359.4	255.2	193.9	160.6	139.7	126.2	99.64	87.07	45.71
11.2	497.4	390.3	270.6	203.1	169.3	146.4	133.4	103.8	90.79	47.67
11.0	557.2	425.5	288.0	213.7	177.5	152.2	137.8	107.6	94.05	49.38
10.8	608.8	453.9	297.6	218.5	180.9	155.5	141.1	109.9	96.38	50.60
10.5	660.4	474.2	307.3	225.2	183.3	159.4	143.5	111.3	97.78	51.33
10.2	708.2	479.0	315.0	229.1	186.2	160.8	145.0	112.2	98.71	51.82
9.90	720.2	500.2	323.7	234.0	188.6	162.2	146.4	113.1	99.17	52.07
9.60	728.9	515.7	331.4	241.7	193.4	163.7	147.4	113.6	99.64	52.31

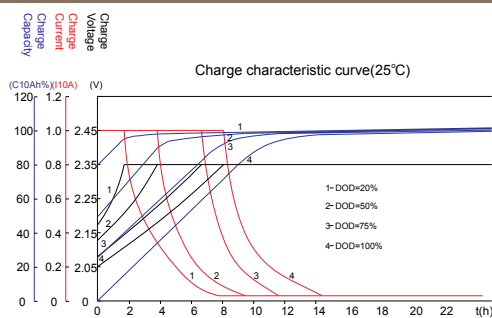
Effect of temperature on long term float life



Life characteristics of cyclic use



Charge characteristic Curve for cyclic use



Discharge characteristic Curve

